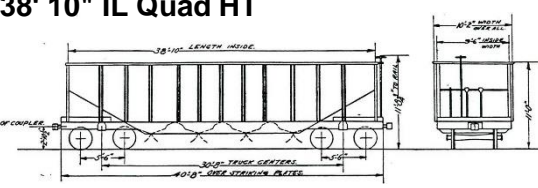
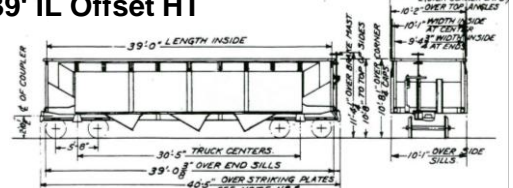
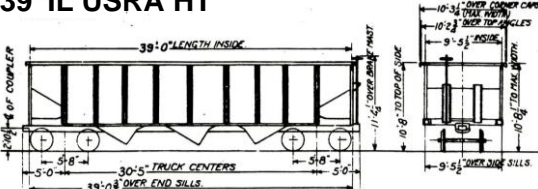
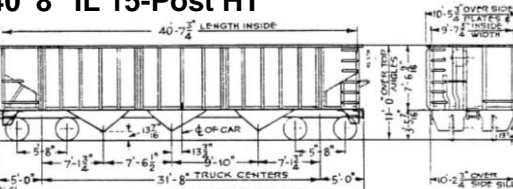


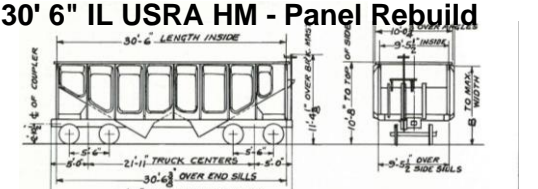
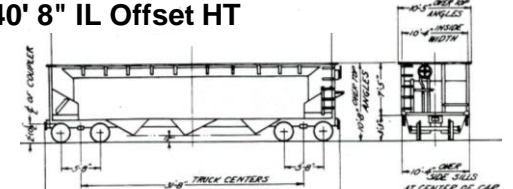
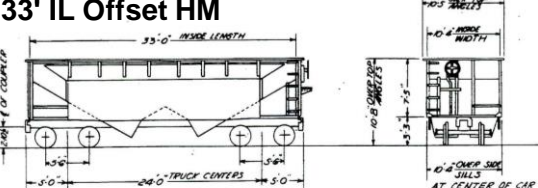
MAJOR TWIN HOPPER TYPES (≥ 2000 TOTAL CARS)

DESCRIPTION	LOT NOs	IN SVC	TOT NO	MODEL (HO SCALE)	DESCRIPTION	LOT NOs	IN SVC	TOT NO	MODEL (HO SCALE)
<p><b>30' IL 9-Post "Fishbelly" HM</b></p>	<p>LS27 P&amp;LE 10000-11899 PMcK&amp;Y 16550-13749</p>	<p>1899-1935</p>	<p>2600</p>	<p>Westerfield</p>	<p><b>30' 6" IL Offset HM</b></p>	<p>479-H, 533-H, 534-H, 535-H, 539-H</p>	<p>1924 - 1968</p>	<p>2050</p>	<p>None [Athearn Offset Quad Kitbash]</p>
<p><b>30' IL Early Common Standard HM (10 ft Height of Top Chord Above Rail)</b></p>	<p>207-H, 212-H, 225-H, 226-H, 227-H, 231-H, 250-H, 251-H, 252-H, 265-H, 281-H, 291-H, 306-H, 346-H, 356-H</p>	<p>1907-1951</p>	<p>18500</p>	<p>None [Varney/Life-Like Kitbash]</p>	<p><b>31' 6" IL Offset HM</b></p>	<p>676-H, 684-H, 769-H, 771-H, 772-H, 786-H, 787-H, 788-H, 789-H, 813-H, 825-H, 826-H, 834-H</p>	<p>1940 - 1982</p>	<p>16150</p>	<p>None [Athearn, Atlas, Accurail, or Kadee Offset Twin Kitbash]</p>
<p><b>30' IL Early Common Standard HM (10 ft 6 in Height of Top Chord Above Rail)</b></p>	<p>249-H, 1026, 1027, 346-H, 356-H, 359-H, 360-H, 362-H, 371-H</p>	<p>1910 - 1962</p>	<p>8200</p>	<p>None [Varney/Life-Like Kitbash or F&amp;C B&amp;O N-12 Kitbash]</p>	<p><b>31' 6" IL 9-Post "Offset" HM</b></p>	<p>833-H, 846-H</p>	<p>1953-1982</p>	<p>6969</p>	<p>None [Athearn, Atlas, or Accurail Offset Twin Kitbash]</p>
<p><b>30' IL 8-Post Side Dump HM</b></p>	<p>340-H 349-H</p>	<p>1916-1952</p>	<p>2000</p>	<p>None [Varney/Life-Like Kitbash]</p>	<p><b>31' 6" 9-Post HM</b></p>	<p>942-H, 107-H</p>	<p>1964-1983</p>	<p>4829</p>	<p>None [Athearn Ribbed Twin Kitbash]</p>
<p><b>30' 6" IL USRA HM &amp; Copies</b></p>	<p>378-H, 383-H, 387-H, 388-H, 390-H, 391-H, 392-H, 393-H, 396-H, 397-H, 407-H, 410-H, 411-H, 412-H, 413-H, 426-H, 432-H, 433-H, 434-H, 449-H, 450-H, 451-H, 631-H</p>	<p>1918 - 1966</p>	<p>12392</p>	<p>Accurail Walthers Tichy Bachmann MTH</p>	<p><b>Notes:</b></p> <ul style="list-style-type: none"> <li>For specific information, including number series, quantities, and longevity of a given lot, go to Terry Link's website at <a href="http://www.canadasouthern.com/caso/NYC-MODELS-FREIGHT2.htm">http://www.canadasouthern.com/caso/NYC-MODELS-FREIGHT2.htm</a> and perform a CTRL-F search by Lot Number.</li> </ul>				

MAJOR TRIPLE/QUAD HOPPER TYPES (≥ 2000 TOTAL CARS)

DESCRIPTION	LOT NOs	IN SVC	TOT NO	MODEL (HO SCALE)	DESCRIPTION	LOT NOs	IN SVC	TOT NO	MODEL (HO SCALE)
<b>38' 10" IL Quad HT</b> 	368-H	1917-1953	2000	None [Bowser PRR Class H21 Kitbash]	<b>39' IL Offset HT</b> 	524-H, 556-H, 597-H	1926 - 1977	2000	None [Athearn Offset Quad Kitbash]
<b>39' IL USRA HT</b> 	435-H, 436-H, 466-H, 467-H, 476-H, 488-H, 495-H, 496-H, 499-H, 525-H	1922-1962	13800	Westerfield	<b>40' 8" IL 15-Post HT</b> 	865-H, 866-H, 867-H, 868-H, 869-H, 870-H, 879-H, 886-H, 890-H, 902-H, 903-H	1956 - 1992	13450	Stewart/Bowser

MINOR HOPPER TYPES OF INTEREST TO THE HO SCALE MODELER (KITS AVAILABLE)

DESCRIPTION	LOT NOs	IN SVC	TOT NO	MODEL (HO SCALE)	DESCRIPTION	LOT NOs	IN SVC	TOT NO	MODEL (HO SCALE)
<b>30' 6" IL USRA HM - Panel Rebuild</b> 	387-H, 390-H, 639-H, 640-H, 641-H, 645-H, 651-H, 655-H, 674-H	1933-1963	1899	Tichy Accurail	<b>40' 8" IL Offset HT</b> 	770-H, 814-H	1948-1977	1500	Stewart/Bowser Accurail
<b>33' IL Offset HM</b> 	733-H	1945-1968	1000	Athearn Atlas Accurail Kadee	<b>Partial List of Sources:</b> <ul style="list-style-type: none"> <li>Terry Link's Canadian Southern Website: <a href="http://www.canadasouthern.com/caso/NYC-MODELS-FREIGHT2.htm">http://www.canadasouthern.com/caso/NYC-MODELS-FREIGHT2.htm</a></li> <li>James E. Lane, "USRA Freight Cars: An Experiment in Standardization", Railroad History No. 128 (Spring 1973).</li> <li>David Sweetland and Robert Yanosey, NYC Color Guide to Freight and Passenger Equipment, Morning Sun Books, 1994.</li> </ul>				

Revision B

Specification P-18, Painting Open Top and Flat Cars, first issued December 28, 1921, indicates the following for repainting of cars:

- Shops equipped for handling F-1 black car cement, between April 1 and October 1 painted the cars BLACK. Shops NOT equipped for handling F-1 cement and ALL shops between October 1 and April 1 painted cars freight car red/brown. In practice, locations with inside paint facilities appeared to use black F-1 cement year round and accounted for the preponderance of cars repainted.
- From February 20, 1941 to June 6, 1956 cars were painted freight car red/brown. New cars built in 1956 and later were painted black.
- From about 1960 to 1968 a black paint replaced the F-1 cement and was used year round on hoppers, gondolas and flatcars.

**NOTE:** Dates quoted are official drawing dates and may not reflect actual dates of first / last usage.