



THREE FOR THE SEABOARD AIRLINE RAILROAD

The AF-3, AF-4 and AF-5

By Fenton Wells



SAL #22406 THE MODEL

SAL AF-3 Auto-Furniture boxcar 22200-22249


- 300 cars delivered in 1945 from Pullman Standard Bessemer Alabama facility
- Basically, followed the 1937 AAR design
- Round (w) corner 4/5 Dreadnaught ends
- Murphy panel roofs
- Ajax power hand brakes
- Apex Tri-Lok running boards and brake steps
- 56" "Through the Heart of the South" monograms with "Route of Courteous Service" slogan
 - July 1946 a 56" monogram was implemented, and the heart was red
- Roofs coated with black car cement
- 12'-6" door opening
- 10'-0" IH, 3713 cu ft

SAL AF-3


Let's get started – What you will need

1. 40-Ft DD boxcar kit (Undec. preferably),
Murphy panel roof, 10'-0" IH
 - Red Caboose, IM with 'W' corners and 4/5 ends (RC 8500)
 - Speedwitch P100 doors
 - Speedwitch D103 SAL decals
 - Apex Tri-Lok running boards (I used Kadee)
 - Ajax Power hand brakes (I used Kadee)
 - Paint SCII Boxcar Red No.2 and black for the roof
 - Trucks; Atlas Bettendorf is good choice
 - Hi Tech No. 6040-22" Airhoses and Brackets
 - Coupler cut levers

Speedwitch Media
provides the doors and decals
for this project;
Doors: P100
Decals: D103 for SAL
40-ft boxcars



Part P100 - Seaboard Air Line Class AF-3 Auto Car Doors




Pullman-Standard photo courtesy of the Smithsonian Institution, NMAH/Transportation, Haskell & Barker Collection, Negative 4656

History

In 1945 the Seaboard Air Line received 300 automobile cars from Pullman-Standard (Lot 5803) that were based upon the 1937 AAR box car design. The cars were assigned to Class AF-3 and number series 22200-22499. The cars used Youngstown corrugated steel doors, 4/5 round corner Dreadnaught ends, Murphy panel roofs, Apex Tri-Lok running boards and brake steps, and Ajax power hand brakes. As delivered, the cars were freight car red with black roofs.

Models


These prototypes may be modeled using the Red Caboose 1937 AAR auto car kits, plus the enclosed doors. For lettering, Speedwitch Media's decal set D103 for SAL 40' steel box and auto cars is recommended. For more information about modeling the cars, see *Prototype Railroad Modeling*, Volume Two from Speedwitch Media.

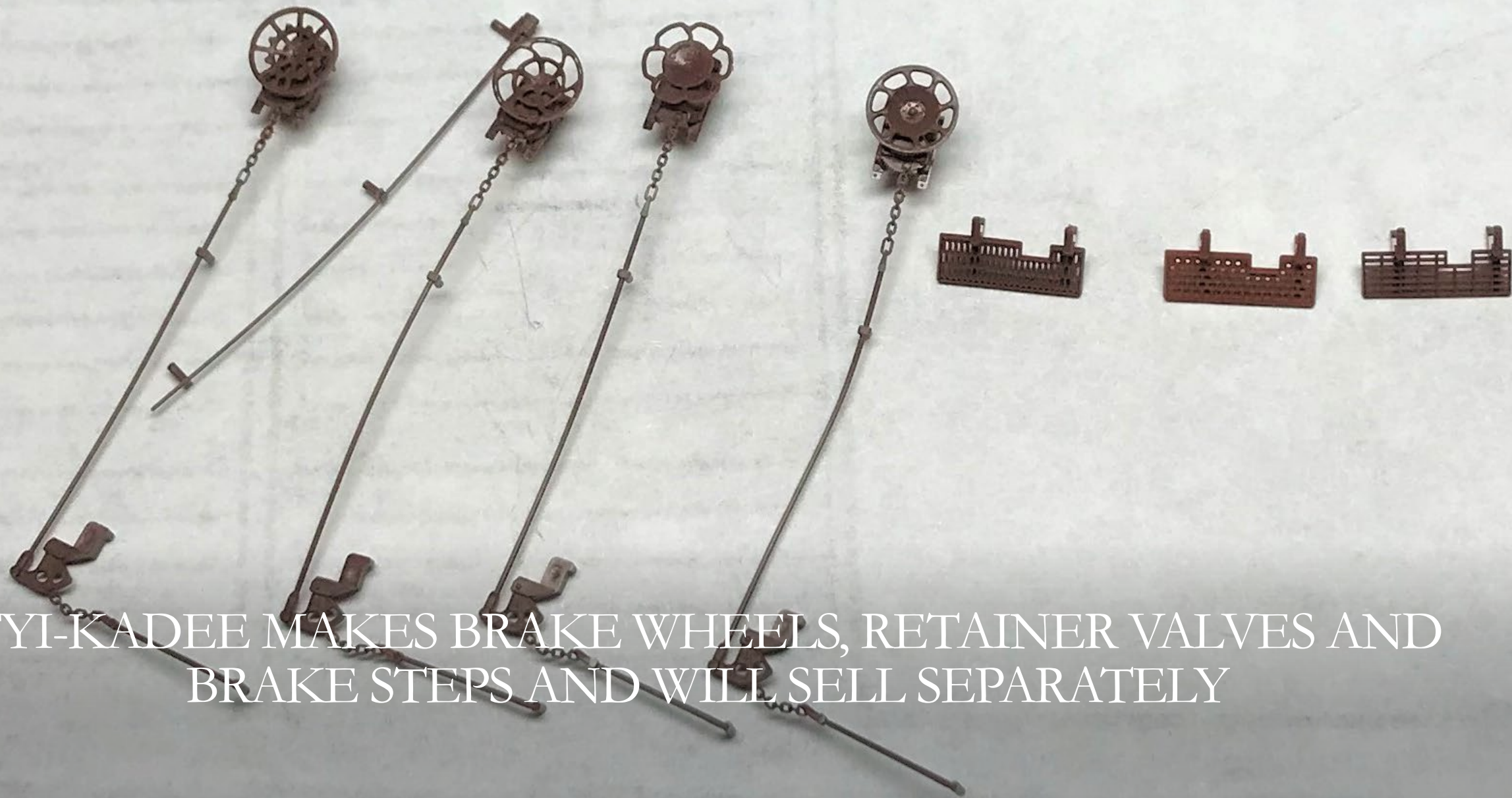


SPEEDSWITCH MEDIA

645 Tanner Marsh Road, Guilford, CT 06437 — (203) 747-0190 — info@speedwitch.com — www.speedwitch.com

ROOF OF AF-3 WITH KADEE RUNNING BOARD ATTACHED USING CANOPY CEMENT





FYI-KADEE MAKES BRAKE WHEELS, RETAINER VALVES AND
BRAKE STEPS AND WILL SELL SEPARATELY

Big OOPs Applied
Microscale Liquid
Decal Film **INSTEAD** of
Micro Set
It can be fixed, don't
panic
Just Say'in



Another OOPS..

Applying Kadee Roof Walks
See the Humps and bumps??
Before.....



After





MODEL SAL AF-4 #22797

SAL AF-4 Automobile-Furniture boxcar 22450-22949

- 500 cars delivered in 1948 from
- Basically, followed the early PS-1 design
- Early PS-1 ends
- Early PS-1 version roofs
- Ajax power hand brakes
- Apex Tri-Lok running boards and brake steps (I think)
- 56" "Through the Heart of the South" monograms with "Route of Courteous Service" slogan
- 14'-0" door opening using Superior 7 panel doors
- 10'-6" IH 3898 cu ft

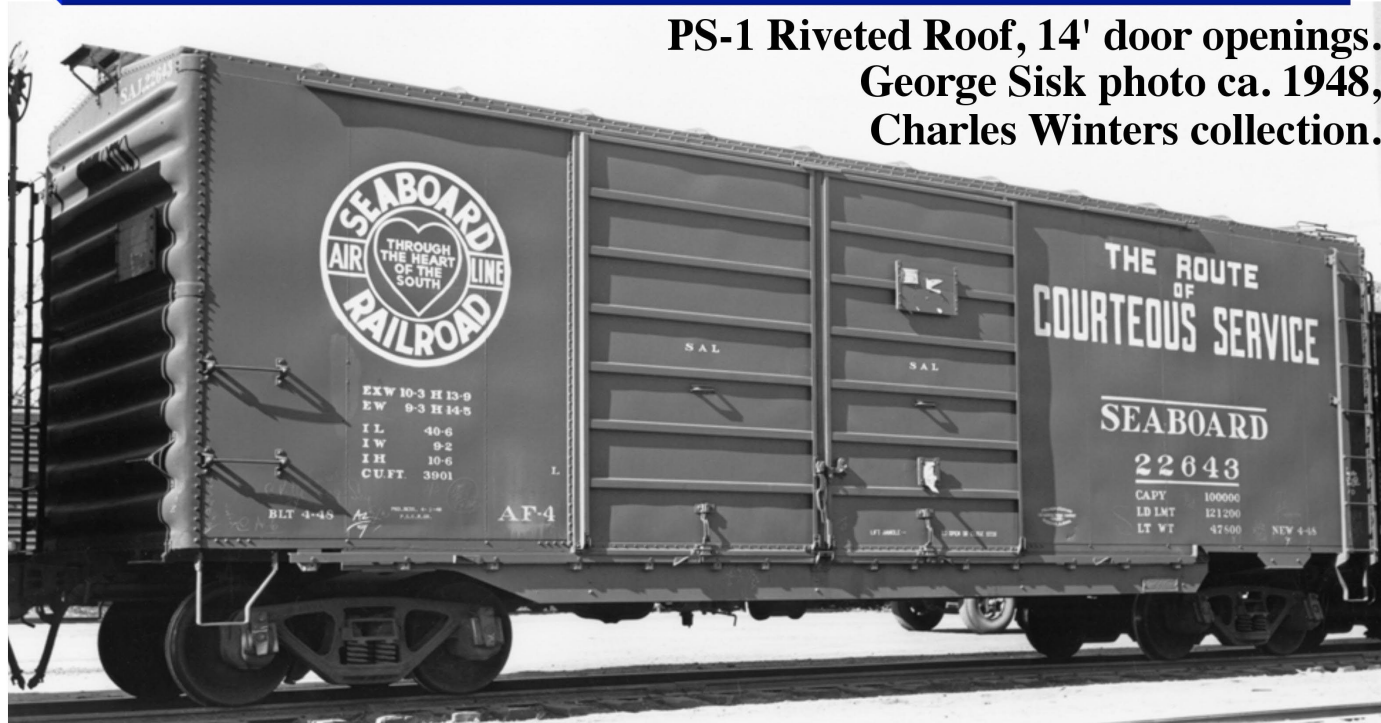
SAL AF-4

Let's get started – What you will need

1. 40-Ft IM 40499 PS-1 boxcar kit (Undec. Preferably)
2. Basically, a PS-1 with 4 doors
 - Speedwitch D103 SAL decals
 - Southwest Scale F-770, 7-Ft, 7 panel Superior doors (modified)
 - Apex Tri-Lok running boards (I used Kadee)
 - Ajax Power hand brakes
 - Paint SCII Boxcar Red No.2
 - Trucks; Atlas Bettendorf is good choice
 - Hi Tech No. 6040 22" Airhoses and Brackets
 - Coupler cut levers

3/5-Panel Welded-Side Auto Car

PS-1 Riveted Roof, 14' door openings.
George Sisk photo ca. 1948,
Charles Winters collection.



Fish-belly side sills of 15" x 40# ship channel, 28'-5" long.
SAL 22450-22949, built 2-4/48.

SAL AF-4

Thanks to Pat Wider we have
the following

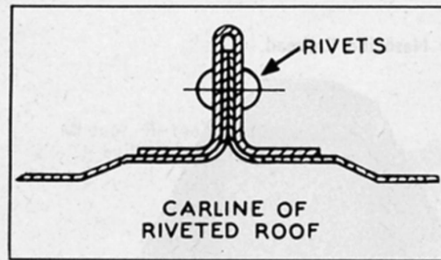
PS-1 “Alternate” Riveted Roof 11/47 - 12/48

PS-1 Roofs (Riveted) Configuration continued through 1949.


The copper-bearing galvanized roof sheets are flanged and joined together by riveting within a hairpin type of carline. The sheets flange down and rivet to the upstanding vertical leg of the side plate Z-bar and to the face of the steel end.

PS-1 Roofs (Welded)

The Pullman-Standard arc welded roof is built up by automatic submerged arc welding. Roof sheets are joined to each other and to the bottom of the carlines with a single butt weld which penetrates through the sheets and into the carlines. They are continuous arc welded to the top of the side plate, to form a permanent watertight construction.



**1949 - '51 Car
Builders' Cyclopedia.**




MODIFIED PS-1 ROOF

PS-1 Top End Sheet Details 6/47 - 12/48

Yellow arrows: 13 stud rivet bolts for top end lining.


Flat 3" corrugation contour for hand brake mount.



Riveted joint, top & bottom end sheets.

Placard board, high position.

EARLY PS-1 END DETAILS



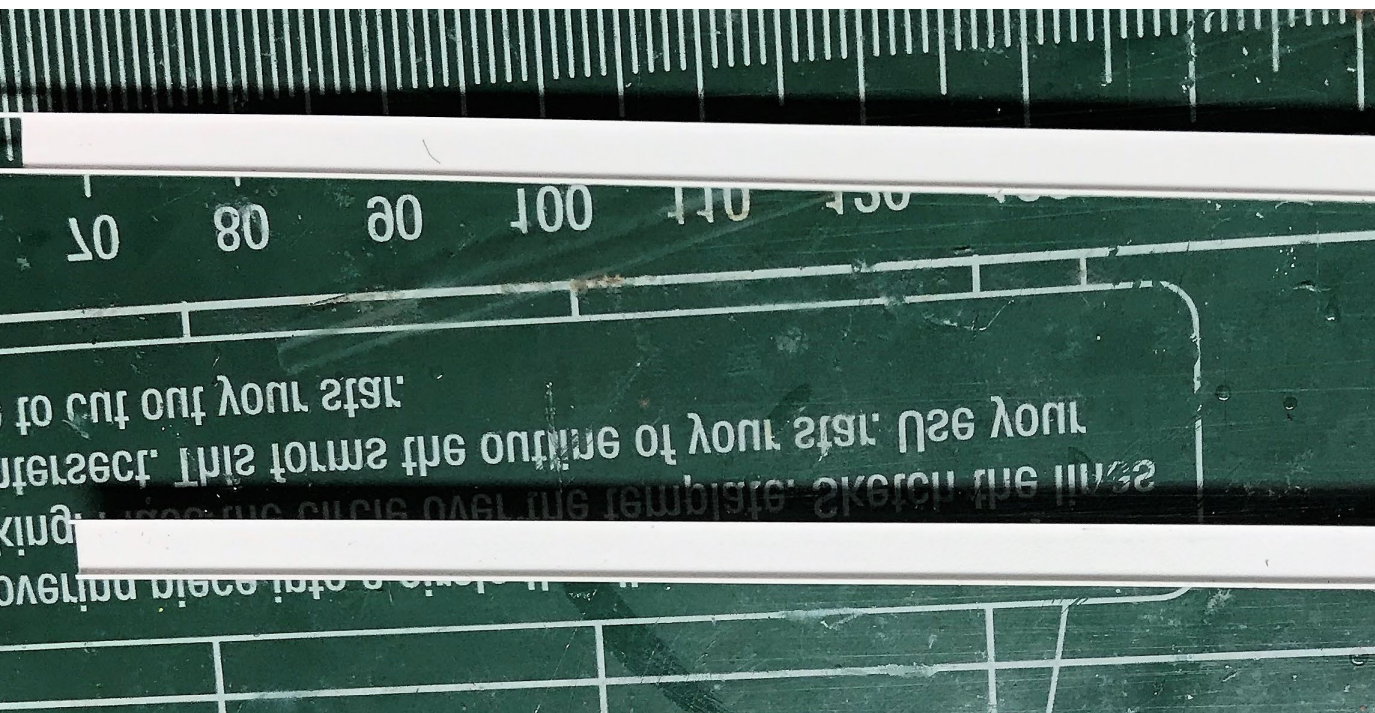
MODIFIED ROOF AND ENDS



SOUTHWEST SCALE DOORS AND MODIFICATIONS

ATTACHING THE MODIFIED ENDS



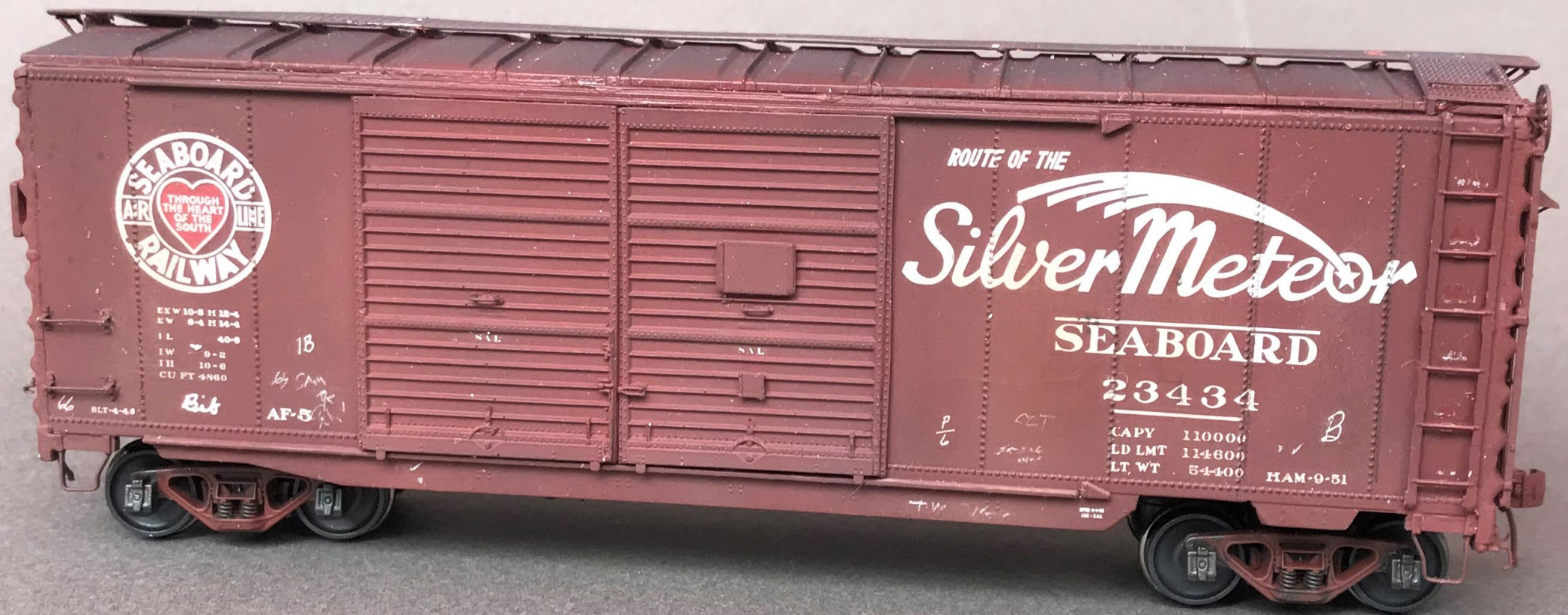


SILL SUPPORTS
AND ROUGH
FINISH OF CAR

SAL AF-5 Automobile-Furniture boxcar

23000-23499

- 500 cars delivered in 1948 from Mt. Vernon
- ARA design
- 4/4 “Dartnot” ends
- Murphy panel roofs
- Ajax power hand brakes
- Apex Tri-Lok running boards and brake steps (I think)
- 56” “Through the Heart of the South” monograms with “Silver Meteor” slogan
- 14’-0” door opening using Youngstown doors
- 10’-6” IH 3898 cu ft



MODEL SAL AF-5 #23434

SAL AF-5 Let's get started – What you will need

40-Ft IM 40899 ARA 10'-6" IH boxcar kit
(Undec. Preferably) Or Front Range, C&BT or
McKean 40-ft DD kit and.....

- Speedwitch D103 SAL decals
- Chad Boas doors, ends and side sill reinforcements
- Apex Tri-Lok running boards (I used Kadee)
- Ajax Power hand brakes
- Paint SCII Boxcar Red No.2
- Trucks; Atlas Bettendorf is good choice
- Hi Tech No. 6040 22" Airhoses and Brackets
- Coupler cut levers – your choice



Installing the Kadee roof



Ready to install the doors and details



Let's summarize - 3 relatively simple SAL boxcar kit-bashes

- Thanks to Ted Culotta for the AF-3 doors and decals for all three cars and.....
- Thanks to Pat Wider for the very complete AF-4 information and.....
- Thanks to Chad Boas for the AF-5 doors, ends and side sill supports and.....
- John Golden for data and photos
- Bobs photos for use of photos
 - Chad Boas
30 N 30th St.
Lafayette, IN, 47904